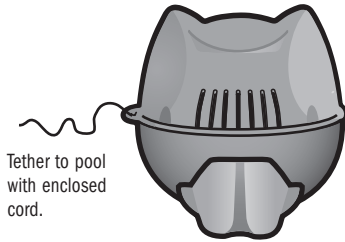




Operation Manual

 This is not a toy. For sanitizing pools only.



Register your Flippin' FROG® XL™ at KingTechnology.com

Flippin' FROG® XL™ is part of a complete pool care system that utilizes our patented mineral formula in the top cartridge with low levels of chlorine from the bottom chlorine cartridge to destroy bacteria, help maintain pH and restore water clarity. Simply connect, set the dial and tether to the pool. Everything is prefilled and contained for no mess, no guess and no stress pool care.

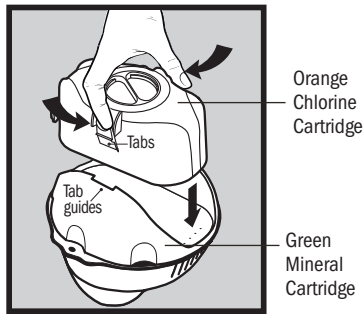
Pool Start Up

1. Use test strips or a test kit to balance your water according to the water balance guidelines. The Flippin' FROG XL maintains the free chlorine level. pH is affected by weather and the make-up of your source water.

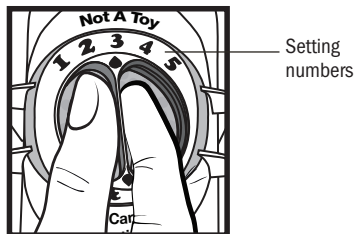
WATER BALANCE GUIDELINES

pH:	7.2 - 7.8
Total Alkalinity:	60 -120 ppm
Stabilizer (Cyanuric Acid):	20-80 ppm
Free Chlorine:	0.5-1.0 ppm

2. Shock pool to remove contaminants (follow manufacturer's directions).



3. Remove outer packaging from both the mineral and chlorine cartridges of Flippin' FROG XL. Align the chlorine cartridge with tab guides on the mineral cartridge. Push together until you hear the cartridge click into place.



4. Twist the dial on the chlorine cartridge to the setting number for your pool size (see chart below).

Initial Setting Chart	
Gallons	Setting #
5,000	1
6,000	2
7,500	3
9,000	4
10,000	5

NOTE: Calculate pool gallons by multiplying diameter x diameter x water height (feet) x 5.9. or visit our Pool Volume Calculator at KingTechnology.com

5. Tether it to the pool with the cord provided, away from the skimmer or a return jet.



6. Test the water periodically and adjust the setting

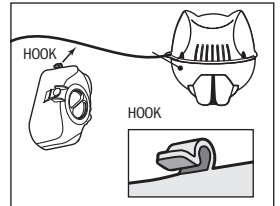


until the chlorine level is maintained at 0.5 ppm to 1.0 ppm. Use the precise FROG® Test Strips to help measure the ideal chlorine range when used with FROG minerals. Based on average pool usage, chlorine will last about 3-4 weeks for pools up to 10,000 gallons, except during times of hot water temperatures and heavy pool use.

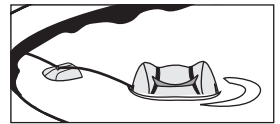
NOTE: This product may be removed from the pool when in use. Lift out of the water and let drain into the pool. Then hang over the outside of the pool or place on the ground or surface that is not susceptible to bleaching from the chlorine. Remember to replace the product once exiting the pool.

Replacing the Flippin' FROG® XL™ Replacement Chlorine Cartridge

When the product is almost empty, it will slowly flip over giving you notice that it's about time to replace. When it completely flips over release the chlorine cartridge by squeezing the tabs and pull the empty cartridge out. Follow the start-up procedures.



Do not remove the chlorine cartridge until the system has completely flipped. If the chlorine cartridge contains a small amount of chlorine after the system has flipped over, hang on the tether via the hook on the side of the cartridge until completely empty. Do not allow chlorine cartridge to sink to the bottom or pool bleaching may occur. When completely empty, discard in trash or offer for recycling.



Regular Pool Care



1. Run pump and filter at least 8 hours per day. Clean or replace your filter cartridges weekly. Lack of circulation may cause bleaching of pool surface and improper sanitization levels.



2. Skim the surface of any debris and remove anything collected on the return fitting to your pump.



3. Regularly test water for pH, total alkalinity and chlorine levels. Adjust your pH when it rains or when adding fresh water to the pool. Maintain a 0.5-1.0 ppm chlorine level at all times.

4. Replace the chlorine cartridge when the Flippin' FROG XL completely flips over.



5. Shock the pool at least weekly when the pool is being used and every few days when the water temperature is 90 degrees or more to maintain water clarity. Follow label directions on the shock treatment used.



6. Replace the complete Flippin' FROG XL every six months or after one pool season whichever is shorter. If the pool is drained and refilled prior to six months, the Flippin' FROG XL must be replaced at that time.

King Technology, Inc.

530 11th Ave S, Hopkins, MN 55343
952-933-6118 · FAX 952-933-2206 www.KingTechnology.com