



AQUAPURE
Water Purification System



Create a
Saltwater Oasis





THE HEAVY-DUTY STANDARD FOR MAXIMUM PERFORMANCE

AquaPure salt-water chlorine sanitizing systems use salt-water to deliver high-performance water sanitation with uncompromised performance, reliability, and hydraulic efficiency.

» Robust Features

- Automatic self-cleaning feature, which ensures consistent operation and extends the life of the cell.
- Professional-grade, ruthenium coated titanium electrodes for long-term reliability.
- Exclusive Tri-Sensor technology — reliable electronic water flow detection to ensure maximum performance, even at very low flow rates (to take advantage of the benefits of VS pumps).
- Digital salinity read-out for accurate salt level indication
- Flow, temperature, and status readings provide instant feedback on the current operation.

» Easy Integration

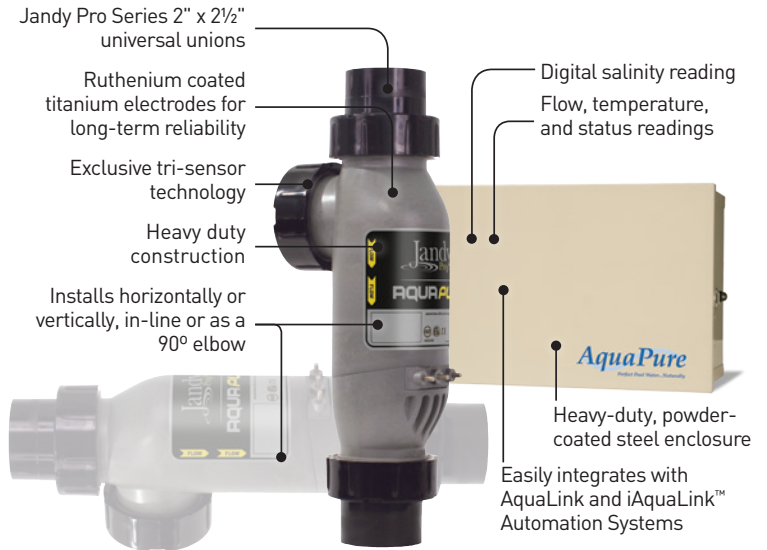
- Seamless communication with AquaLink® Control systems, enabling easy monitoring of salt levels and convenient, precise sanitizer output settings.
- When combined with PureLink™ power centers, AquaLink and AquaPure work together for the ultimate in pool sanitizing and remote operation convenience.

Zodiac Pool Systems, Inc.

2620 Commerce Way, Vista, CA 92081
1.800.822.7933 | www.ZodiacPoolSystems.com

Zodiac Pool Systems Canada, Inc.

2115 South Service Road West, Unit #3, Oakville, ON L6L 5W2
1.888.647.4004 | www.ZodiacPoolSystems.ca



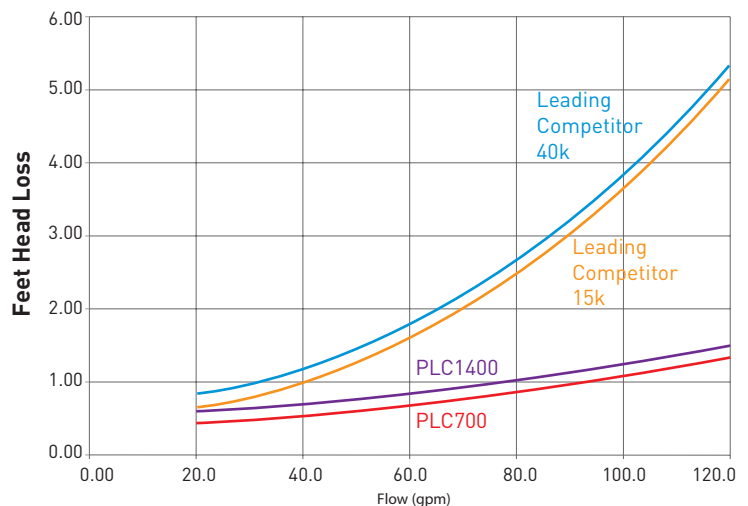
SPECIFICATIONS

Model	PLC700	PLC1400
Pool Size*	Up to 12,000 Gallons	Up to 40,000 Gallons
Input	120 VAC, 50/60 Hz, 1.5 AMPS 240 VAC, 50/60 Hz, 0.75 AMPS	120 VAC, 50/60 Hz, 2.5 AMPS 240 VAC, 50/60 Hz, 1.25 AMPS
Output	22-30 VDC @ 3 AMPS maximum	22-30 VDC @ 6 AMPS maximum
Chlorine	0.625 lb./24 Hr. (283 gm/24 Hr.)	1.25 lb./24 Hr. (567 gm/24 Hr.)
Recommended Flow Rate	20-120 GPM	20-120 GPM

*Pool sizes are generalizations and may vary with environmental conditions. Pools with greater exposure to sunlight may require greater chlorine production capacity.

HEAD LOSS CHART

Exceptional Hydraulic Efficiency



Lower head loss = more efficient

